

Accessing and Using Zinc Via SpringBoard Digital

This guide provides an overview of how teachers and students access Zinc Reading Labs and work with Zinc activities and Assignments within SpringBoard Digital. This document is a companion guide to a more extensive and comprehensive one (**Zinc Reading Labs SpringBoard Teacher User Guide**) which is also available at the community in **SB Digital > Using SB Digital**.

Consider the following ways in which Zinc has been integrated into your SpringBoard Digital experience:

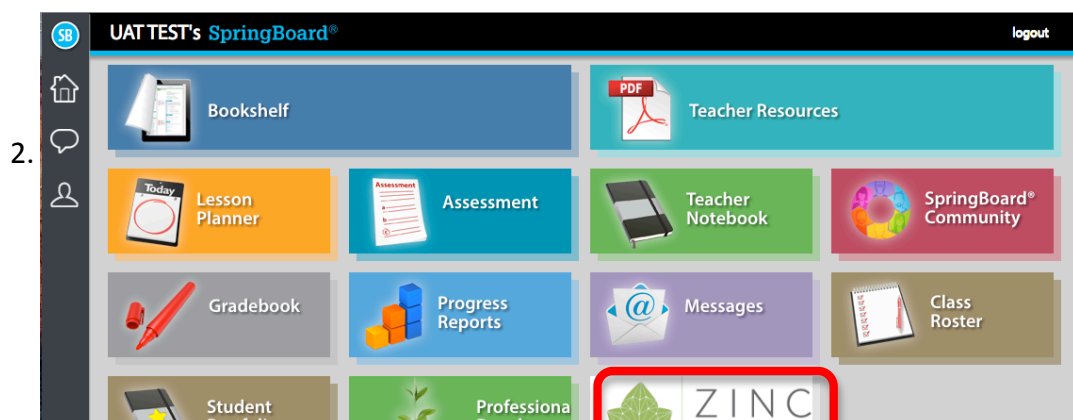
- Teachers and students can access Zinc Learning Labs directly from their main SB Digital dashboard
- Teachers and students can easily confirm their accounts when they first log into Zinc (vs. creating new accounts) with the click of a button
- Teachers can assign Zinc readings and activities to class, groups, or individual students found in the teacher's SpringBoard Digital class roster
- Students can access their assignments within Zinc (coming soon: access to Zinc assignments from the students' **My Calendar and Assignments**)
- Teachers can check completion of Zinc work in SpringBoard Digital's Gradebook
- Teachers can use Zinc reports to examine student progress

Note: SB Digital Classes must be created and populated with students prior to working with Zinc AND students must first access Zinc to claim their accounts if you intend to make assignments to students. If you intend to assign Zinc work to groups, you'll need to create, name, and populated the groups in Class Roster prior to assigning group work in Zinc.

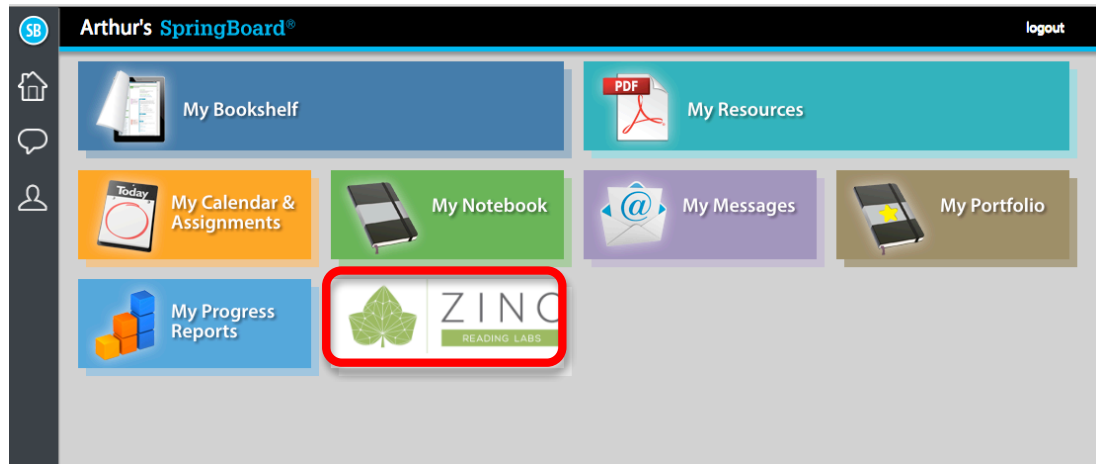
Accessing Zinc and Confirming Accounts (Teachers and Students)

1. On **Teacher** or **Student Dashboard**, click the **Zinc Reading Labs** tile.

Teacher Dashboard




Student Dashboard



3. Create/confirm your account by accepting the default values and then click the **Create Your Zinc Account** button .


Teacher

You are previewing Zinc Reading Labs as a student. [View as teacher](#) [CREATE A TEACHER ACCOUNT](#) OR [CREATE A STUDENT ACCOUNT](#) [Log In](#)

 [Articles](#) [Vocabulary](#) [Reports](#) [Classes](#) [Login](#) [Register](#) [Help](#)

Create a Zinc Reading Labs Account


[CREATE YOUR ZINC ACCOUNT](#)

Copyright 2016 Zinc Learning Labs [Terms of Service](#) [Privacy Policy](#) 

Student


You are previewing Zinc Reading Labs as a student. [View as teacher](#)

[CREATE A TEACHER ACCOUNT](#) OR [CREATE A STUDENT ACCOUNT](#) [Log In](#)

 [Articles](#) [Vocabulary](#) [Reports](#) [Classes](#) [Login](#) [Register](#) [Help](#)

Create a Zinc Reading Labs Account

[CREATE YOUR ZINC ACCOUNT](#)

Copyright 2016 Zinc Learning Labs
[Terms of Service](#) [Privacy Policy](#) 

Your accounts are replicated within Zinc and you're ready to begin using Zinc with your students.

Creating Assignments in Zinc

1. To assign vocabulary games or assign articles, please click the appropriate tile in Zinc.



ZINC
READING LABS

[Assignments](#) [Articles](#) [Vocabulary](#) [Reports](#) [Admin](#)

jbruno@collegeboard.org
[Profile](#) [Help](#) [Logout](#)

Welcome to Zinc Reading Labs

[Learn more about Zinc](#) [Add/Change Classes](#)

What would you like to do first?

Assign Vocab Games →

My Games In Progress

Assigned by Tamara Olson [View assignment instructions](#) [Study words](#)

Grade 8 - Set 1 - Deck 1

How do you talk down a hostage taker and get her out safely? Read about the 10 key art of hostage negotiation.

Assigned by Tamara Olson [View assignment instructions](#) [Study words](#)

Click here to browse the vocab that you can now assign to your students. You can choose from any of our sets--designed to help students with everything from prepping for standardized tests (SAT/ACT Power Words) to expand vocabulary for ESL students (Foundational Sets), to grade-specific vocabulary for grades 6 on up. Remember, your students learn these words through spaced repetition, so it'll take them at least 5 weeks to complete a deck. By then, they'll truly know the words. Help them learn now!

Assign Articles →

6 hostage negotiation techniques that will get you what you want

How do you talk down a hostage taker and get her out safely? Read about the 10 key art of hostage negotiation.

LEVEL 3 DIFFICULTY 4 MIN READ

SKILL: Questions/Highlight practice in these skills. Common Core: R.3, RI.3, W.10a, Writing

Brain Control in a Flash of light

The most developments in brain science make that brain transparent and live every experience to light. Where will this new research take us?

LEVEL 3 DIFFICULTY 5 MIN READ

SKILL: Questions/Highlight practice in these skills. Common Core: R.3, RI.3, W.10a, Writing

The Devil Monster

"Get with the current" monster.

LEVEL 1

SKILL: Context Writing

Click here to browse the articles that you can now assign to your students. We add more great articles every single week on all sorts of topics, always with a three to seven question quiz, tagged to common core skills. Make sure you're assigning your students the quizzes so that you can see when they've completed their assignments--and be sure to check out the ten minute writing prompt which we've included as part of each article.

2. Follow on-screen instructions.

- When assigning classes, groups, or students from your class, type the class, group, or individual name in the blank (as it appears in SpringBoard Digital) to assign Zinc materials.
- For more information on how to use Zinc, please refer to the **Zinc Reading Labs SpringBoard Teacher User Guide**.

Students Accessing Assignments in Zinc

1. After a student logs in and launches Zinc, the student can select to play assigned **vocabulary games** or read **assigned articles**.

The screenshot shows the Zinc Reading Labs dashboard. At the top, there is a navigation bar with 'Articles', 'Vocabulary', 'Reports', and 'Classes'. On the right, there are links for 'Profile', 'Help', and 'Log c'. The main heading is 'Welcome to Zinc Reading Labs' with sub-links 'Learn more about Zinc' and 'Join/Leave a Class'. Below this, a question asks 'What would you like to do first?'. Two main options are highlighted with red rounded rectangles: 'Play Vocab Games' and 'Read Articles'. The 'Play Vocab Games' section shows 'My Games In Progress' with a list of assignments, including 'Grade 8 - Set 1 - Deck 1'. The 'Read Articles' section displays a grid of article cards with titles like '6 hostage negotiation techniques that will get you what you want', 'Brain Control in a Flash of light', and 'The Devil's Advocate'.

2. Students follow on screen instructions until they have completed their work.
- Later this fall, your students will be able to access their Zinc assignments directly from their **My Calendar & Assignments** module.
 - For more information on how students use Zinc, please refer to the **Zinc Reading Labs SpringBoard Teacher User Guide**.

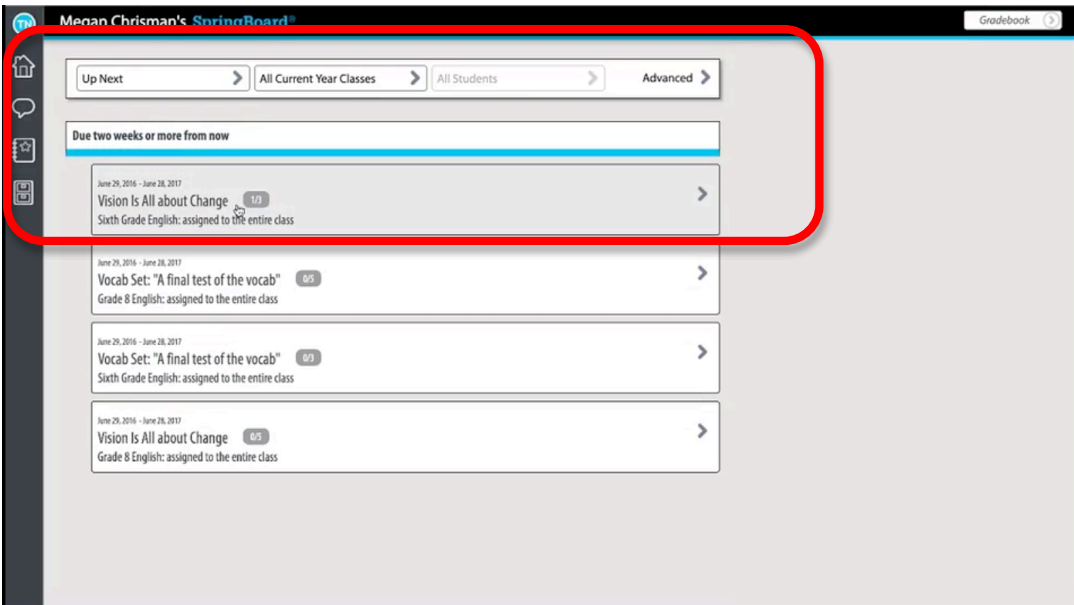
Evaluating Student Work

Assignments for students appear in the SpringBoard Digital Gradebook.

1. To access, go to **Gradebook** > **Up Next** and then locate your Zinc Assignment.

Note: In the first Zinc assignment below, you'll see that 1 of 3 students has completed the work.

2.



The screenshot shows the SpringBoard Digital Gradebook interface for Megan Chrisman. The top navigation bar includes 'Up Next', 'All Current Year Classes', 'All Students', and 'Advanced'. Below this, a section titled 'Due two weeks or more from now' lists four assignments:

- June 29, 2016 - June 28, 2017
Vision Is All about Change 1/3
Sixth Grade English: assigned to the entire class
- June 29, 2016 - June 28, 2017
Vocab Set: "A final test of the vocab" 0/5
Grade 8 English: assigned to the entire class
- June 29, 2016 - June 28, 2017
Vocab Set: "A final test of the vocab" 0/3
Sixth Grade English: assigned to the entire class
- June 29, 2016 - June 28, 2017
Vision Is All about Change 0/5
Grade 8 English: assigned to the entire class

3. Click the assignment to verify which of your students have completed their Zinc work.

The screenshot shows an assignment page for 'Vision Is All about Change' (1/3) assigned to the entire class for Sixth Grade English. The page includes assignment instructions, class information (0/3 assignments active, 1/3 assignments graded, and a 'release grades' toggle), and a student information section. A dropdown menu for 'Select Student' is open, showing a list of students: Elaine Benes, Arya Stark, and George Vandelay. The student 'Arya Stark' is highlighted with a red box, and the word 'complete' is visible next to her name.

In the above example, student *Arya Stark* displays as having completed her work.

4. To view actual performance within Zinc activities, go to the **Reports** section within Zinc by clicking **Reports** in the upper navigation bar and then **View All Reports** within the Student Reports section.

The screenshot shows the Zinc navigation bar with the 'Reports' link highlighted by a red box. Below the navigation bar, the 'Student Reports' section is visible, featuring a 'VIEW ALL REPORTS' button highlighted by a red box. The 'The Leaderboard' section is also visible below it.

For more information on how to use Zinc, please refer to the **Zinc Reading Labs SpringBoard Teacher User Guide**.